


Profile 4050-W

Ref. A18051

Ref. arch 18051



- Installation from below, wall to wall
- Possibility to obtain UGR < 19
- Compartment for driver and electrical components
- Easy maintenance

APPLICATION

- main and decorative lighting

MOUNTING

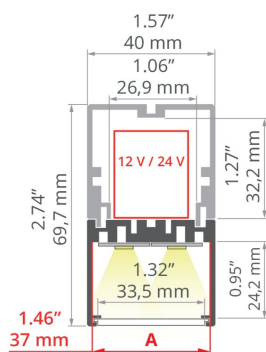
- to the surface or suspended, using dedicated accessories
- can be easily connected into runs and systems

ADDITIONAL INFORMATION

- both LED strips and LED current modules can be used
- safety due to high vibration resistance
- standard lengths of KLUŚ profiles and covers: 1000 mm (tolerance ± 1.5 mm) and 2005 mm / 3010 mm (tolerance + 5 mm); for selected covers: 6050 mm, 10050 mm (tolerance + 5 mm)
- when choosing a different length of profiles / covers than available in the standard, you should additionally choose the cutting service at KLUŚ

TECHNICAL DRAWING

1:2



TECHNICAL SPECIFICATIONS

Material	aluminum
Color	■ silver anodized
Possible fixture IP	20
Possible fixture shapes	linear, polygonal
Profile cross-section	rectangular
Width	40 mm
Height	69.7 mm
LED gluing width A	37 mm
Number of LED strips A (8 mm wide)	3
Compartment for power supply	yes
Building type	Commercial, Retail, Entertainment/ Arts, HoReCa object
Facility zone	office, communication routes and corridors, conference room, lobby / foyer
The cover is cut to the length of the profile	yes
Can be easily connected into runs	yes
Wire out back of extrusion	yes

Length	Ref
1000 mm	A18051A_1 18051ANODA_1
2005 mm	A18051A_2 18051ANODA_2
3010 mm	A18051A_3 18051ANODA_3

Profile 4050-W





Ref. A18051

Ref. arch 18051



SAMPLE PROJECTS



RELATED ACCESSORIES > RELATED COVERS

NAME		MATERIAL	MATERIAL TRANSMITTANCE	COLOR	REF.
JUN-40		PMMA	92 %	 clear	B17055P 17055
POL-40		PC	73 %	 frosted	B17057M 17057

RELATED ACCESSORIES > RELATED END CAPS

NAME		MATERIAL	COLOR	REF.
4050-W		ABS	 gray	C28018C02 24336

RELATED ACCESSORIES > RELATED LED > BENDABLE



K-BT-RGB40-1510-24V

K-BTRGB40-1510-24

Ref. arch K-BT-RGB40-1510-24V

Profile 4050-W

Ref. A18051

Ref. arch 18051

RELATED ACCESSORIES > RELATED LED > CRI 95+



WP-K-CR-1910-HD-24V

KWP-CRHD-1910-24

Ref. arch WPK-CR-1910-HD-24V



WP-K-CR-1820-HD-24V

WPKCR1820HD24

Ref. arch WPKCR1820HD24V

RELATED ACCESSORIES > RELATED LED > DIM TO WARM



K-27/50-1440-24V

K-27/50-1440-24

RELATED ACCESSORIES > RELATED LED > RGB / RGB-W / RGB-CTT



K-RGB-1200-24V

K-RGB-1200-24

Ref. arch K-RGB-1200-24V



K-RGB-0700-24V

K-RGB-700-24V

Ref. arch K-RGB-0700-24V



K-1530-RGB+W-24V

K-RGBW-1530-24


Ref. arch K-1530-RGB+W-24V



WP-K-1530-RGB+W-24V

KWP-RGBW-1530-24


Ref. arch WP-K-1530-RGB+W-24V



K-1920-120-RGB-24V

K-RGB-1920-120-24

Ref. arch K-1920-120-RGB-24V



WP-K-1920-120-RGB-24V

KWP-1920-120-RGB-24

Ref. arch WP-K-1920-120-RGB-24V



K-1200-RGB+27/65-24V

K-RGB27/65-1200-24

Ref. arch K-1200-RGB+27/65-24V

Profile 4050-W


Ref. A18051

Ref. arch 18051

RELATED ACCESSORIES > RELATED LED > WHITE MONO




K-0480-24V
K-0480-24
Ref. arch K-0480-24V




K-0960-24V
K-0960-24
Ref. arch K-0960-24V



K-1440-24V
K-1440-24
Ref. arch K-1440-24V



K-2400-24
K-2400-24



K2-1920-24
K2-1920-24



K3-2880-24
K3-2880-24



WP-K-1220-IP65-24V
KWP-1220-IP65-24
Ref. arch WP-K-1220-IP65-24V

RELATED ACCESSORIES > OTHER RELATED ACCESSORIES > ADDITIONAL ITEMS



SCREW
2.9X6.5 DIN7981F
Z70283
Ref. arch 70283

RELATED ACCESSORIES > OTHER RELATED ACCESSORIES > CASAMBI CONTROL SYSTEM



CONTROLLER LED
Casambi CBU-PWM4
E62148

RELATED ACCESSORIES > OTHER RELATED ACCESSORIES > CONDUCTIVE FASTENERS AND HEADS FOR PROFILES



FASTENER
FI-8-LIN-ZMZ
C28171N00, C28171L10,
C28171L07
Ref. arch 42286, 42286L9010,
42286L9005



FASTENER
PUSZ-PRET-ZM
C28161N00, C28161L10,
C28161L07
Ref. arch 42276, 42276L9010,
42276L9005



FASTENER
PUSZ-PRET-LEB
C28165N00, C28165L10,
C28165L07
Ref. arch 42280, 42280L9010,
42280L9005



FASTENER
PUSZ-LIN-MR
C28163N00, C28163L10,
C28163L07
Ref. arch 42278, 42278L9010,
42278L9005



FASTENER
PUSZ-LIN-ZM
C28160N00, C28160L10,
C28160L07
Ref. arch 42275, 42275L9010,
42275L9005

RELATED ACCESSORIES > OTHER RELATED ACCESSORIES > CONNECTORS



CONNECTOR
ZM-180
C28075N00
Ref. arch 40693



FASTENER
ZM-M3
C28089N00
Ref. arch 42055

RELATED ACCESSORIES > OTHER RELATED ACCESSORIES > FASTENERS AND HEADS FOR PROFILES



HEAD
BZP
C28113N00
Ref. arch 42213



FASTENER
FI-10-ZM-P
C28117N00
Ref. arch 42244



FASTENER
FI-10-ZM-W
C28116N00
Ref. arch 42242



FASTENER
UCHO-ZM
C28192N00, C28192L07
Ref. arch 42512, 42525

RELATED ACCESSORIES > OTHER RELATED ACCESSORIES > MOUNTING BRACKETS



FASTENER SET
NEO-ZM-PLUS-3
C28107N00
Ref. arch 42129



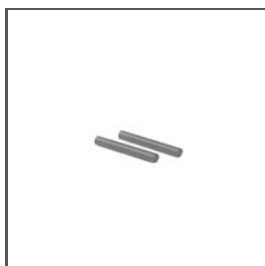
FASTENER SET
NEO-ZM-PLUS-4
C28108N00
Ref. arch 42130

Profile 4050-W

Ref. A18051

Ref. arch 18051

RELATED ACCESSORIES > OTHER RELATED ACCESSORIES > SECURITY AND BLOCKS



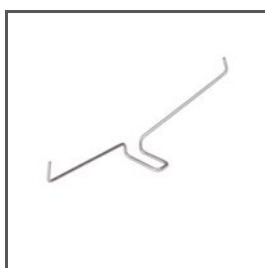
BLOCK

ZM

C28194N00

Ref. arch 42520

RELATED ACCESSORIES > OTHER RELATED ACCESSORIES > SURFACE SPRINGS



SPRING

GP

C24500N00

Ref. arch 00293

RELATED ACCESSORIES > OTHER RELATED ACCESSORIES > SUSPENSION AND MOUNTING SETS



FASTENER SET

RD-1

C28231

Ref. arch 42658NI, 42658GSS,
42658L9005, 42658L9010



FASTENER SET

RG-1

C28230P00, C28230P01,
C28230L10, C28230L07
Ref. arch 42647NI, 42647GSS,
42647L9010, 42647L9005



FASTENER SET

RD-2

C28232P00, C28232P01,
C28232L10, C28232L07
Ref. arch 42653NI, 42653GSS,
42653L9010, 42653L9005



FASTENER SET

RD-3

C28233P00, C28233P01,
C28233L10, C28233L07
Ref. arch 42659NI, 42659GSS,
42659L9010, 42659L9005



FASTENER SET

RD-4

C28234P00, C28234P01,
C28234L10, C28234L07
Ref. arch 42657NI, 42657GSS,
42657L9010, 42657L9005

RELATED ACCESSORIES > OTHER RELATED ACCESSORIES > TECHNICAL AND PROTECTIVE INSERTS



MOUNTING PAD

20x33

Z70459

Ref. arch 70459