


Profile PLAKIN-DUO

Ref. A18069



- Hidden light source
- Up/down lighting
- Compartment for driver and electrical components
- Easy maintenance

APPLICATION

- decorative lighting

MOUNTING

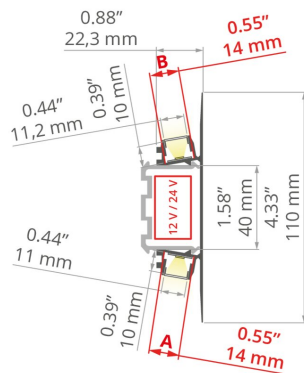
- to the surface, using properly selected screws
- can be easily connected into runs and systems

ADDITIONAL INFORMATION



- various coatings can be applied to the surface of the profile - veneer, plaster, paint
- the power supply can be secured inside the profile using dedicated accessories
- standard lengths of KLUŚ profiles and covers: 1000 mm (tolerance ± 1.5 mm) and 2005 mm / 3010 mm (tolerance + 5 mm); for selected covers: 6050 mm, 10050 mm (tolerance + 5 mm)
- when choosing a different length of profiles / covers than available in the standard, you should additionally choose the cutting service at KLUŚ

TECHNICAL DRAWING

1:3



SAMPLE PROJECTS




RELATED ACCESSORIES > COVERS

NAME		MATERIAL	MATERIAL TRANSMITTANCE	COLOR	REF.
LENSO	NEW	PC	80 %	semi-transparent	B17112T
HS		PC	59 %	frosted	B17208F
			88 %	clear	B17208C
KA-COM		PVC	70 %	frosted	B17121M
			93 %	clear	B17122T
KA		PC	67 %	frosted	B17064F
			89 %	clear	B17064C
LIGER		PC	59 %	satin	B17037S
			21 %	black	B17037B
KA-T		PVC	54 %	frosted	B17179F
			86 %	clear	B17179C

RELATED ACCESSORIES > END CAPS

NAME		MATERIAL	COLOR	REF.
PLAKIN-DUO	NEW	ABS	<input checked="" type="checkbox"/> gray	C24469C02
			<input checked="" type="checkbox"/> black	C24469C07
			<input type="checkbox"/> white	C24469C10
PLAKIN-DUO-IN	NEW	ABS	<input checked="" type="checkbox"/> silver	C24470C02
			<input checked="" type="checkbox"/> black	C24470C07
			<input type="checkbox"/> white	C24470C10

RELATED ACCESSORIES > RELATED LED > ADJUSTABLE WHITE / DIM TO WARM




K-18D30-0960-24
K-18D30-0960-24



K-27T50-1440-24
K-27T50-1440-24

RELATED ACCESSORIES > RELATED LED > CRI 95+



K-CR-0480-24
K-CR-0480-24

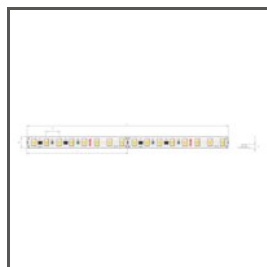


K-CR-0960-24
K-CR-0960-24




K-CR-1440-24
K-CR-1440-24

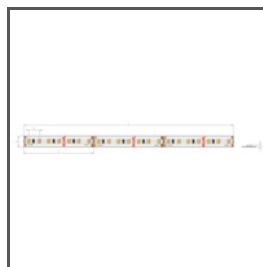
RELATED ACCESSORIES > RELATED LED > HIGH EFFICACY



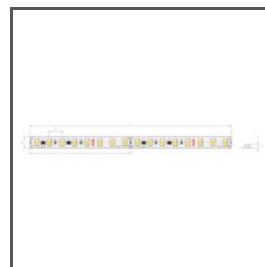
K-HE-0480-HD-24
K-HEHD-0480-24



K-HE-0960-HD-24
K-HEHD-0960-24



K-HE-1440-HD-24
K-HEHD-1440-24



K-HE-1920-HD-24
K-HEHD-1920-24



K-VHE-0480-24
K-VHE-0480-24



K-VHE-0960-24
K-VHE-0960-24



K-VHE-1440-24
K-VHE-1440-24

RELATED ACCESSORIES > RELATED LED > RGB / RGB-W / RGB-CTT



K-RGBW-1530-24
K-RGBW-1530-24



K-1920-120-RGB-24
K-RGB-1920-120-24



K-RGB-1200-24
K-RGB-1200-24

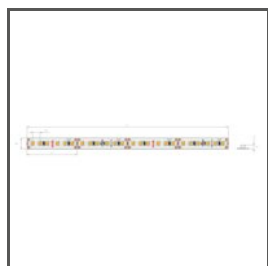


K-RGB-0700-24
K-RGB-0700-24

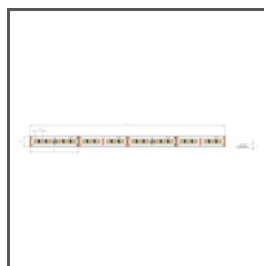
RELATED ACCESSORIES > RELATED LED > WHITE MONO



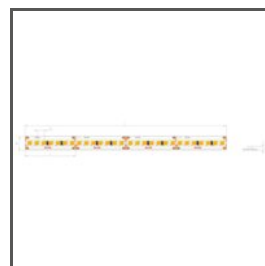
K-0530-HD-24
K-HD-0530-24



K-1220-24
K-1220-24




K-1275-24
K-1275-24



K-1910-HD-24
K-HD-1910-24



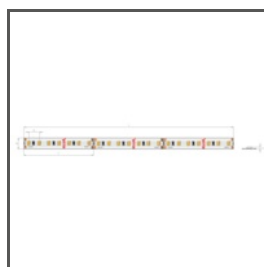
K-2300-24
K-2300-24



K-0480-24
K-0480-24



K-0960-24
K-0960-24




K-1440-24
K-1440-24




K-2400-24
K-2400-24



K-HD-0480-24
K-HD-0480-24



K-HD-0960-24
K-HD-0960-24



K-HD-1440-24
K-HD-1440-24

RELATED ACCESSORIES > OTHER RELATED ACCESSORIES > ADDITIONAL ITEMS



MOUNTING RAILS

T-40

C20000C02

RELATED ACCESSORIES > OTHER RELATED ACCESSORIES > CONNECTORS



CONNECTOR

ZM-NA-PION-120

42321



CONNECTOR

ZM-NA-PION-135

42727



CONNECTOR

ZM-PION-60

C28085N00



CONNECTOR

ZM-PION-135

C28088N00



CONNECTOR

ZM-PION-120

C28087N00



CONNECTOR

ZM-PION-90

C28086N00



CONNECTOR

ZM-PION-45

C28084N00



CONNECTOR

ZM-180

C28075N00